

EDGE ILLUMINATION SIGNS FOR CBS 24V DC WITH LEDs



TECHNICAL CHARACTERISTICS (for LED MODULE Specs. see page 3)

	SLD-28/CBS/SP/24VDC	SLD-34/CBS/SP/24VDC	SLD-44/CBS/SP/24VDC
Mains voltage	15-30V DC		
Maximum power consumption	1.2W		1.5W
Light source intensity	85lm		105lm
Degrees of cover protection	IP30		
Produced in accordance with	EN 60598-1, EN 60598-2-22, EN 55015, EN 61547, EN 1838		
Operation temperature range	-30 to 50 °C		
Relative humidity	up to 95%		
Construction materials	Bayblend FR3010, aluminum, plexiglas		
External panel's dimensions	283x115x15mm	343x185x15mm	443x235x15mm
External unit's dimensions	289x65x34mm		
Typical weight	550gr.	900gr.	1340gr.
Guarantee	3 years		

Thank you for your trust in our products Olympia Electronics - European manufacturer

GENERAL

These new illumination sign use a new technology, friendly to the environment , with high illuminated L.E.D.s. L.E.D. technology has very low power consumption. The illumination sign is used as an edge illumination sign for CBS.

In this type of marking panels, the PVC overlay is mounted on the marking panel with 4 plastic screws, and it can be changed by change the PVC overlay in accordance with the marking code. Each model combines modern, aesthetics, together with functionality.

The illumination signs are used in every public area where clear direction and good appearance are important. All models must be permanently connected to the mains power supply as shown below. The legend is screened on to a clear acrylic sheet which has the marking on the marking panel with the light that

comes from the top of the luminaire and diffracts, giving light to the marking panel.

The unit must be mounted in a clearly visible area and can either be hung on a ceiling or mounted on a wall depending on the requirements of the installation. The package includes all the required materials for mounting on the wall or on the ceiling.

The page 2 show the mounting methods.

WARNING !!

1. Operations for installation, maintenance or testing must be done by authorized personel only.

NOTE: LED= Light Emitting Diode

LABELING EXPLANATION:

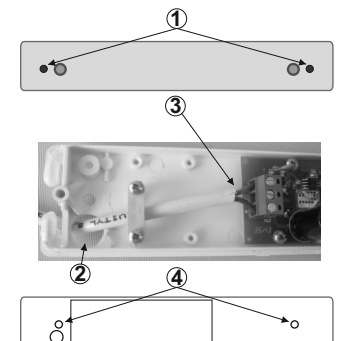
Z: Central supply

1: Maintained (*)

G: Internally illuminated safety sign

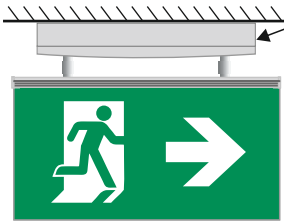
Installation instructions

1. Remove the front plastic cover by unscrewing the two retaining screws.
2. Pass the mains cables thru the hole of the plastic base.
3. Connect the main cables to the terminal blocks (no polarity is required).
4. Mount the device by installing the included mounting accessories in the holes or use the A-3018 mounting springs for suspended ceiling mounting.
5. Refit the front plastic cover by srewing the two removed screws in step 1, and power on the device.




MOUNTING METHODS

When the device is mounted externally it can use the A-1028 mounting box.

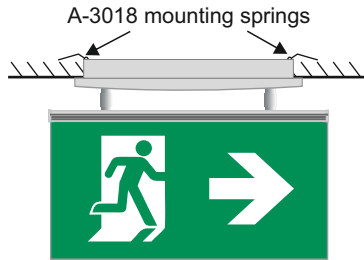



Ceiling mounting




Wall mounting

Mounting springs
for recess mounting
(A-3018)



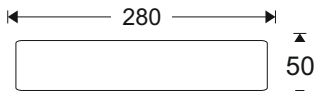
**Recess mounting
in suspended ceiling**

**Placing the mounting springs
A-3018**



Picture 2

In recess mounting installation the required opening is 280 x 50 mm. The material must withstand the luminaires weight.



1. Place one part of the mounting spring by pressing the two ends and then the other part as shown in Picture 2.
2. Place the edges of the mounting spring as shown in picture.



The light source contained in this luminaire shall only be replaced by the manufacturer, or his agent, or a similar qualified person.

NOTE! The light source is non-user replaceable.

LED MODULE CHARACTERISTICS

	SLD-28/SP/CBS/24VDC	SLD-34/SP/CBS/24VDC	SLD-44/SP/CBS/24VDC
Manufacturer	Olympia Electronics S.A		
Model Number	0106163	2312083	13007083
Voltage Range	8.7-10.5V DC		
Nominal Power	780mW	975mW	
Connections	Fixed connection between main pcb and led module		
Temperature (tc)	45 °C max. across the board		

WARRANTY

Olympia Electronics guarantees the quality, condition and operation of the goods. The period of warranty is specified in the official catalogue of Olympia Electronics and also in the technical leaflet, which accompanies each product. This warranty ceases to exist if the buyer does not follow the technical instructions included in official documents given by Olympia Electronics or if the buyer modifies the goods provided or has any repairs or re-setting done by a third party, unless Olympia Electronics has fully agreed to them in writing. Products that have been damaged can be returned to the premises of our company for repair or replacement, as long as the warranty period is valid. Olympia Electronics reserves the right to repair or to replace the returned goods and to or not charge the buyer depending on the reason of deflection. Olympia Electronics reserves the right to charge or not the buyer the transportation cost.

HEAD OFFICE

72nd km. O.N.R. Thessaloniki-Katerini
P.C. 60061 Greece

www.olympia-electronics.gr
info@olympia-electronics.gr