

## CBS EDGE ILLUMINATION SIGNS WITH WHITE LEDs



### TECHNICAL CHARACTERISTICS *(for LED MODULE Specifications see page 2)*

	SLD-28/CBS/SP	SLD-34/CBS/SP	SLD-44/CBS/SP	SLD-64/CBS/SP
POWER SUPPLY VOLTAGE AC	75-250V/50-60Hz	80-250V/50-60Hz		85-250V/50-60Hz
MAX. POWER CONSUMPTION AC AT 250V	1.35W/1.6VA	1.65W/1.9VA		2.65W/2.85VA
POWER FACTOR	0.89/230V AC	0.9/230V AC		0.92/230V AC
POWER SUPPLY VOLTAGE DC	40/250V	45/250V		50/250V
MAX. POWER CONSUMPTION DC AT 250V	1.45W	1.67W		2.55W
LIGHT SOURCE INTENSITY	100lm	125lm		230lm
DEGREES OF COVER PROTECTION	IP 30			
PRODUCED IN ACCORDANCE WITH	EN 60598-1, EN 60598-2-22, EN 55015, EN 61547, EN 61000-3-2, EN 61000-3-3, EN 1838			
OPERATION TEMPERATURE RANGE	-30 to 50 °C			
RELATIVE HUMIDITY	Up to 95%			
CONSTRUCTION MATERIALS	Bayblend FR3010, aluminum, plexiglas			
EXTERNAL PANEL DIMENSIONS	283x115x15mm	343x185x15mm	443x235x15mm	643x265x15mm
EXTERNAL UNIT DIMENSIONS	289x65x34mm			
TYPICAL WEIGHT	700gr.	980gr.	1520gr.	2220gr.
GUARANTEE	3 years			

### Thank you for your trust in our products Olympia Electronics - European manufacturer

#### GENERAL

These illumination signs use LED technology which is environmentally friendly and has very low power consumption.

The edge illumination signs are used as maintained emergency luminaires. Signs of this type, the marking of PVC screwed on the plate with four plastic screws and can be changed by changing of PVC depending on the license plate code. Each lamp offers new, contemporary aesthetics and placed in places where proper guidance and information to the public is required. All models must be permanently connected to the central battery unit (CBS).

The display screen is made of specially treated acrylic. Installation is in a prominent position, hanging or wall-mounted depending on the requirements of space. Inside the packaging of the luminaire contains all necessary materials for the installation on the ceiling or wall. On page 2 shows the mounting methods.

#### WARNING !!

1. Operations for installation, maintenance or testing must be done by authorized personnel only.
2. The device must be connected to the mains power supply through a fuse dependent by the total amount of the line's power load.

**NOTE:** LED= Light Emitting Diode

#### LABELING EXPLANATION:

**Z:** Central supply

**1:** Maintained

**G:** Internally illuminated safety sign


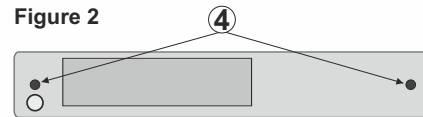
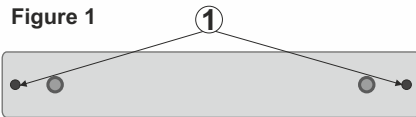


*The light source contained in this luminaire shall only be replaced by the manufacturer, or his agent, or a similar qualified person.*

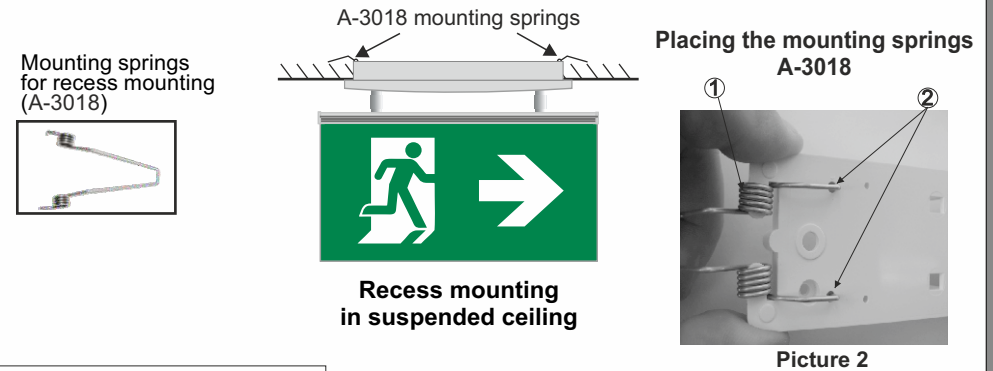
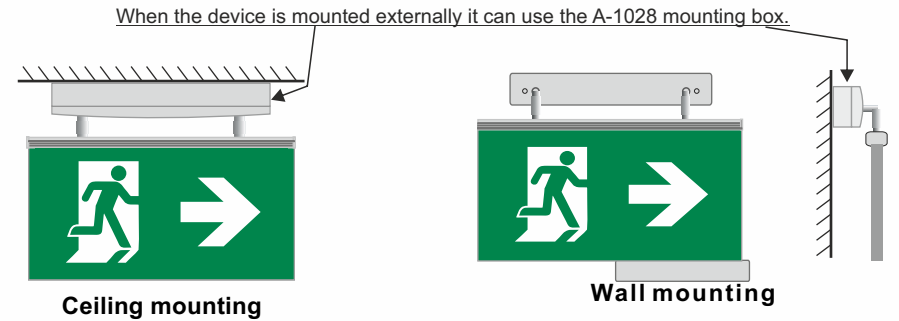
**NOTE!** *The light source is non-user replaceable.*

## INSTALLATION INSTRUCTIONS

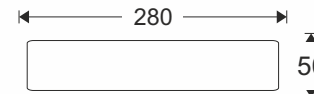
1. Remove the front plastic cover by unscrewing the two retaining screws as shown in Figure 1.
2. Pass the mains cables through the hole of the plastic base.
3. Connect the live and the neutral wires to the terminal blocks as shown in Picture 1.
4. Mount the device by installing the included mounting accessories in the holes as shown in Figure 2 or use the A-3018 mounting springs for suspended ceiling mounting.
5. Refit the front plastic cover by screwing the two removed screws in step 1, and power on the device.



## MOUNTING METHODS



In recess mounting installation the required opening is 280 x 50 mm. The material must withstand the luminaires weight.



1. Place one part of the mounting spring by pressing the two ends and then the other part as shown in Picture 2.
2. Place the edges of the mounting spring as shown in picture.

### LED MODULE CHARACTERISTICS

	SLD-28/CBS/SP	SLD-34/CBS/SP	SLD-44/CBS/SP	SLD-64/CBS/SP
Manufacturer	Olympia Electronics S.A.			
Model Number	0106163	2312083	1307083	0106163 & 2312083
Voltage Range	8.7-10.8VDC			
Nominal Power	780mW	975mW		1.755W
Connections	Cable fixed connection between main pcb and led module			
Temperature (tc)	45 °C max. across the board			

### WARRANTY

Olympia Electronics guarantees the quality, condition and operation of the goods. The period of warranty is specified in the official catalogue of Olympia Electronics and also in the technical leaflet, which accompanies each product. This warranty ceases to exist if the buyer does not follow the technical instructions included in official documents given by Olympia Electronics or if the buyer modifies the goods provided or has any repairs or re-setting done by a third party, unless Olympia Electronics has fully agreed to them in writing. Products that have been damaged can be returned to the premises of our company for repair or replacement, as long as the warranty period is valid. Olympia Electronics reserves the right to repair or to replace the returned goods and to or not charge the buyer depending on the reason of defection. Olympia Electronics reserves the right to charge or not the buyer the transportation cost.

### HEAD OFFICE

72nd km. O.N.R. Thessaloniki-Katerini  
 P.C. 60300 P.O. Box 06 Eginio Pierias Greece  
[www.olympia-electronics.gr](http://www.olympia-electronics.gr)  
[info@olympia-electronics.gr](mailto:info@olympia-electronics.gr)