

GR-82/WP/230V "SPOT LIGHT" SERIES




TECHNICAL CHARACTERISTICS

OPERATION VOLTAGE	220-240V AC/50-60Hz
MAXIMUM POWER CONSUMPTION	4 VA
BATTERY (Ni-MH)	3.6V/120mAh
CONTROLS	Touch button
CHARGING TIME	24 h
MINIMUM AUTONOMOUS DURATION	180 min
ILLUMINATION SOURCE	3 LED's
ILLUMINATION (230V / emergency)	11m / 22lm
DEGREES OF COVER PROTECTION	IP 65
PRODUCED IN ACCORDANCE WITH	EN 60598-1
OPERATION TEMPERATURE RANGE	5 to 40 °C
RELATIVE HUMIDITY	Up to 95%
CONSTRUCTION MATERIALS	Bayblend FR3010, transparent polycarbonate
EXTERNAL DIMENSIONS	78 (diameter) x 42 (height) mm
TYPICAL WEIGHT	70gr.
GUARANTEE	3 years (1 year for the battery)

Thank you for your trust in our products Olympia Electronics - European manufacturer

GENERAL

These spot lights are produced with new technology power LED's with low consumption. In normal operation the battery is charging and the LED's light in low level. There is an option to turn ON or OFF the spot light by touching the symbol  on the front side (depending on the previous status). In case of a mains power supply failure the luminaire will light the LED's automatically in emergency mode with maximum intensity independently by the previous status (ON or OFF). When the mains power supply is restored the device turns to normal operation. You may order the spot light with a decorative rosette A-82/G (gold color) or the A-82/SL (silver-perl pink color).

ATTENTION!!!

1. Operations for installation, maintenance or testing must be done by authorized personnel only.

2. If any part of the unit such as the diffuser, gaskets, cable, e.t.c. are damaged, then they must be replaced, because the device is no longer waterproof and there is the risk of an electrical shock.

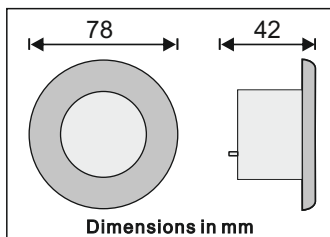
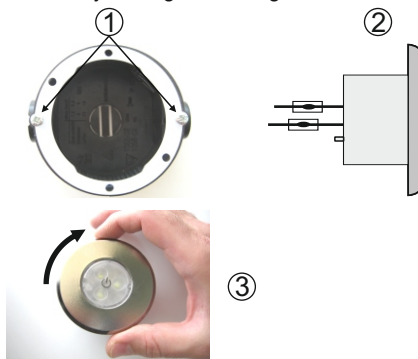
INSTALLATION INSTRUCTIONS

1. Mount the mounting o-ring to the electric box with the included screws

2. Connect the wires. In order to avoid the risk of electrical shock, the installer must take all

measures to water-proof the connections. Use the provided sealing tape to insulate the connection cables. **Tighten the sealing tape around each connection.**

3. Place the spot light in the electric box and mount it by turning it to the right.





The light source of this luminaire is not replaceable, when the light source reaches its end of life the whole luminaire shall be replaced.

WARRANTY

Olympia Electronics guarantees the quality, condition and operation of the goods. The period of warranty is specified in the official catalogue of Olympia Electronics and also in the technical leaflet, which accompanies each product. This warranty ceases to exist if the buyer does not follow the technical instructions included in official documents given by Olympia Electronics or if the buyer modifies the goods provided or has any repairs or re-setting done by a third party, unless Olympia Electronics has fully agreed to them in writing. Products that have been damaged can be returned to the premises of our company for repair or replacement, as long as the warranty period is valid. Olympia Electronics reserves the right to repair or to replace the returned goods and to or not charge the buyer depending on the reason of deflection. Olympia Electronics reserves the right to charge or not the buyer the transportation cost.

HEAD OFFICE

72nd km. O.N.R. Thessaloniki-Katerini
P.C. 60300 P.O. Box 06 Eginio Pierias Greece
www.olympia-electronics.gr
info@olympia-electronics.gr