



European manufacturer



for a safer world

GR-4/UN

COMMON TO EMERGENCY LUMINAIRE CONVERTERS



TECHNICAL SPECIFICATIONS

OPERATION VOLTAGE	220-240V AC / 50-60 Hz
MAXIMUM POWER CONSUMPTION	4VA
OPERATION FREQUENCY	30-35kHz
BATTERIES (3,6V Ni-Cd)	It co-operates with 3.6V batteries GR-66,GR-67
RECHARGING CONSUMPTION	260mA
RECHARGING TIME	24h
EMERGENCY DURATION	Depends on battery set used
OUTPUT	Charge indication LED , TEST button (optional)
BATTERY PROTECTION	overcharging and discharging protection
FLUORESCENT TUBES	18-58W
NOMINAL FLUX	18W=1000lm 36W=2400lm 58W=4000lm
EMERGENCY EFFICIENCY	Depends on the lamp type used (10-14% typical)
DEGREES OF COVER PROTECTION	IP 20
PRODUCED IN ACCORDANCE WITH	EN 61347-1, EN 61347-2-7
OPERATION TEMPERATURE RANGE	0 to 40 °C
RELATIVE HUMIDITY (maximum)	up to 95% relative humidity
EXTERNAL DIMENSIONS	131x40x31mm
TYPICAL WEIGHT	200gr.
GUARANTEE	2 years

**Thank you for your trust in our products.
Olympia Electronics - European manufacturer.**

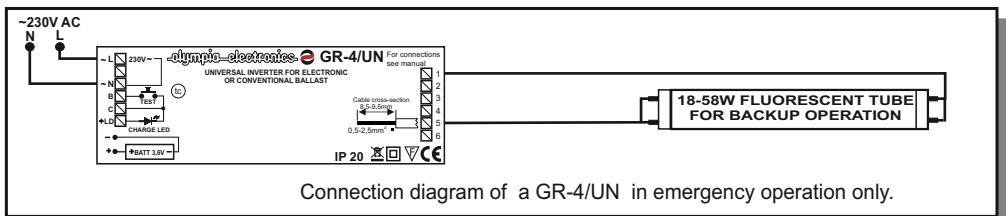
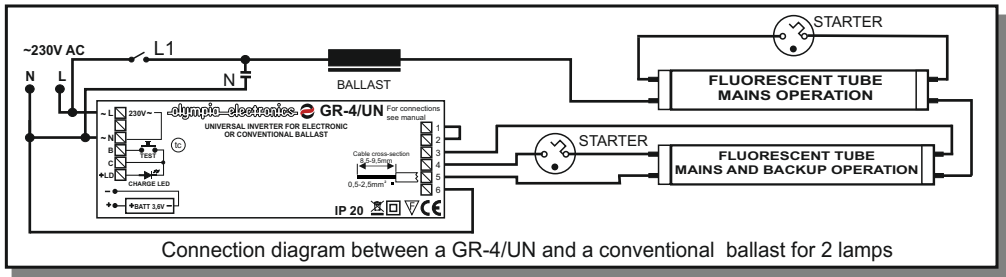
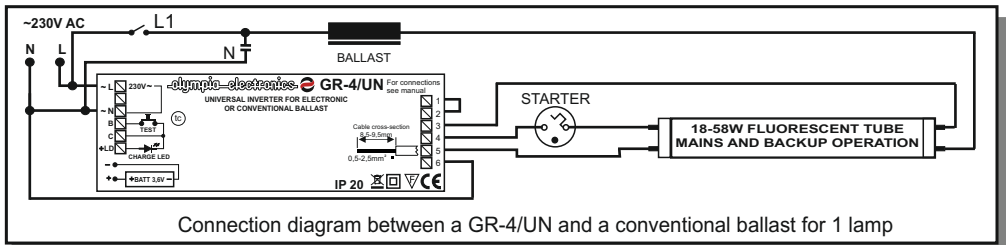
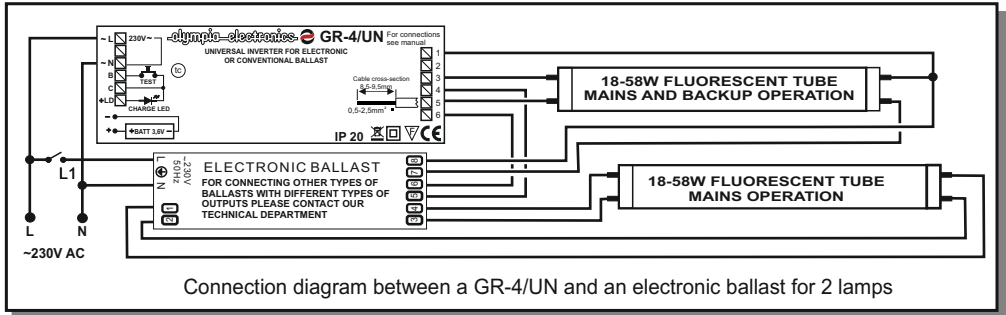
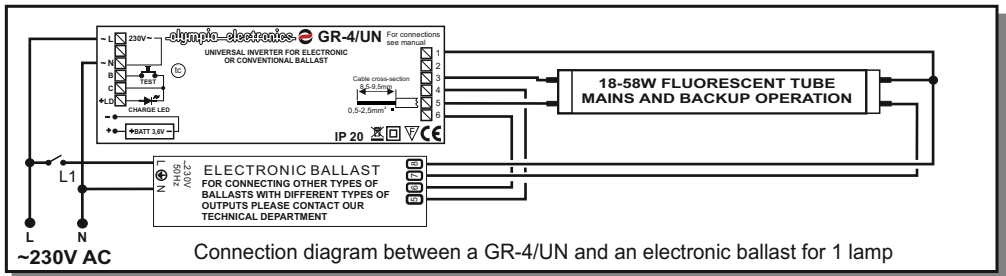
GENERAL

These models are designed to convert common 230V AC luminaires to emergency luminaires with a lamp range of 18-58 Watts. They are suitable for both conventional and electronic ballast installations. They have a built in charger that keeps the batteries charged when the mains supply is on. In the event of a power failure the device automatically switches to emergency power and lights the lamp in emergency mode. The emergency duration depends on the type of battery pack used and the lamp type (see the table below for a duration reference using most commonly used lamps). When the mains power is ON we can TEST the luminaire by pressing the test button for a few seconds. When the TEST button is depressed then the emergency circuit of the device takes control of the lamp and the lamp lights in emergency mode. The LED is ON in case of a normal power supply and the battery is charging.

INSTALLATION

Installation is very simple and is done according to the schematics below. Depending on the type of ballast available, see the according connection schematic!!! Power the device after connecting the lamps. The contact marked L1 on the schematic goes to the mains Live via a switch or without a switch. The wire used should be solid copper wire with a cross-section of 0.5mm² - 2,5mm². The end that enters the terminal block should be striped 8,5mm - 9,5mm. This device has been tested with OSRAM, PHILLIPS, SYLVANIA type fluorescent tubes.

LAMP TYPE	DURATION	
	GR-66(3,6V/3Ah)	GR-67(3,6V/4Ah)
18W (T8 LAMP)	180 min	240 min
36W (T8 LAMP)	140 min	180 min
58W (T8 LAMP)	120 min	160 min
14W (T5 LAMP)	150 min	200 min
30W (T5 LAMP)	120 min	150 min
18W (COMPACT)	180 min	240 min
38W (2D/4PIN)	140 min	180 min
36W (COMPACT)	140 min	180 min



WARRANTY

Olympia Electronics guarantees the quality, condition and operation of the goods. The period of warranty is specified in the official catalogue of Olympia Electronics and also in the technical leaflet, which accompanies each product. This warranty ceases to exist if the buyer does not follow the technical instructions included in official documents given by Olympia Electronics or if the buyer modifies the goods provided or has any repairs or re-setting done by a third party, unless Olympia Electronics has fully agreed to them in writing. Products that have been damaged can be returned to the premises of our company for repair or replacement, as long as the warranty period is valid. Olympia Electronics reserves the right to repair or to replace the returned goods and to or not charge the buyer depending on the reason of defection. Olympia Electronics reserves the right to charge or not the buyer the transportation cost.

HEAD OFFICE

72nd km. O.N.R. Thessaloniki-Katerini
P.C. 60300 P.O. Box 06 Eginio Pierias Greece

www.olympia-electronics.gr
info@olympia-electronics.gr