







Date :December 20<sup>th</sup>, 2019

## CERTIFICATE OF COMPLIANCE

This certificate of compliance validates the following			
<b>TEST REPORT NUMBER</b> 'Assessment Reports' are not acceptable	9-0050/19 9-0050S/19	<b>CERTIFICATE NUMBER</b>	1293 – CPR – 0664
<b>DATE OF ISSUE</b>	December 16 <sup>th</sup> , 2019 December 16 <sup>th</sup> , 2019	<b>DATE OF ISSUE</b>	December 20 <sup>th</sup> , 2019
<b>DATE OF EXPIRY</b>	N/A	<b>DATE OF EXPIRY</b>	N/A
Manufacturer details			
<b>NAME OF FACTORY / MANUFACTURER</b>	Olympia Electronics N. Lakasas – P. Arvanitidis S.A.	<b>NAME OF THE BRAND</b>	Olympia Electronics
<b>FACTORY ADDRESS / REGION</b> (STREET / TOWN / CITY / COUNTRY )	72nd klm old national road Thessaloniki - Katerini, 60300 Eginio, Greece	<b>MODEL / NO</b>	Addressable twin input-output unit with integrated isolator BSR-8120
<b>WEBSITE</b>	<a href="http://www.olympia-electronics.gr">http://www.olympia-electronics.gr</a>	<b>LOGO ON THE PRODUCT</b>	 
<b>TEL</b>	+30 23530 51200	<b>EMAIL</b>	<a href="mailto:info@olympia-electronics.gr">info@olympia-electronics.gr</a>





<b>Product Details From Test Report</b>		<b>Reference Test Report page NO</b>																				
<p><b>DESCRIPTION OF THE PRODUCT</b> (TECHNICAL DETAILS FROM TEST REPORT, SUCH AS ACTUAL FIRE RATINGS/DIMENSIONS/THICKNESS/ SENSITIVITY ETC)</p>	<p>The BSR-8120 is Input/output device. The unit has 2 independent inputs and outputs and it can work with any panel supports Olympia A Protocol. It is used for connection in the addressable loop multiple conventional fire detectors of Olympia Electronics, as well as other devices having free contact such as gas detectors, conventional fire detection panels, flow switches etc.</p> <table> <tr> <td>Communication protocol</td> <td>Olympia A Protocol</td> </tr> <tr> <td>Main voltage</td> <td>12 ÷ 30 V DC</td> </tr> <tr> <td>Standby consumption</td> <td>200µA</td> </tr> <tr> <td>Alarm consumption</td> <td>2.5 mA (with activated LED)</td> </tr> <tr> <td>Operating temperature range</td> <td>-20°C to +70°C</td> </tr> <tr> <td>Relative humidity</td> <td>Up to 95%</td> </tr> <tr> <td>Degree of protection</td> <td>IP20</td> </tr> <tr> <td>External dimensions</td> <td>90 (l) x 71 (w) x 59 (h) mm</td> </tr> <tr> <td>Weight</td> <td>136g</td> </tr> <tr> <td>Construction materials</td> <td>ABS/PC</td> </tr> </table>	Communication protocol	Olympia A Protocol	Main voltage	12 ÷ 30 V DC	Standby consumption	200µA	Alarm consumption	2.5 mA (with activated LED)	Operating temperature range	-20°C to +70°C	Relative humidity	Up to 95%	Degree of protection	IP20	External dimensions	90 (l) x 71 (w) x 59 (h) mm	Weight	136g	Construction materials	ABS/PC	<p>9-0050/19 Page 2</p>
Communication protocol	Olympia A Protocol																					
Main voltage	12 ÷ 30 V DC																					
Standby consumption	200µA																					
Alarm consumption	2.5 mA (with activated LED)																					
Operating temperature range	-20°C to +70°C																					
Relative humidity	Up to 95%																					
Degree of protection	IP20																					
External dimensions	90 (l) x 71 (w) x 59 (h) mm																					
Weight	136g																					
Construction materials	ABS/PC																					
<p><b>TEST STANDARD</b> (SUCH AS ASTM/BS EN/ DN ETC)</p>	<p>EN 54-18: 2005 EN 54-18: 2005 / AC: 2007 EN 54-17:2005 EN 54-17:2005 / AC:2007</p>	<p>Type Test Report No. C08/18/0076/ 4206/SL-10 Page 1</p>																				
<p><b>TEST DESCRIPTION</b></p> 	<p>Full testing according to whole standards EN 54-18: 2005, EN 54-18: 2005 / AC: 2007, EN 54-17:2005, EN 54-17:2005 / AC:2007 including following tests: Response delay (response time) Performance under fire conditions Operational reliability Durability of operational reliability: temperature resistance Durability of operational reliability: vibration resistance Durability of operational reliability: humidity resistance Durability of operational reliability: corrosion resistance Durability of operational reliability: electrical stability</p> <p>Performed tests Reproducibility Performance and variation in supply parameters Dry heat (operational): Temperature: +55°C, duration: 16 hours Cold (Operational): Temperature: -10°C, duration: 16 hours</p>	<p>9-0050/19 Page 1</p> <p>Page 10 Page 3, 4, 11 Page 4, 12 Page 4, 5, 12, 13</p>																				




	<p>Damp heat, cyclic (operational): Lower temperature: 25°C, relative humidity: 95% Upper temperature: 40°C, relative humidity: 93%, 2 cycles Damp heat, steady state (endurance): Temperature: 40°C, Relative humidity: 93%, Duration: 21days Sulphur dioxide (SO<sub>2</sub>) corrosion (endurance): SO<sub>2</sub> contend: 25ppm, Temperature: 25°C, Relative humidity: 93%, Duration: 21days. Shock (operational): Shock pulse type: half sine, Pulse duration: 6ms, Pulse per direction:3, Peak acceleration: 973 m.s-2, Number of dictions: 6 Impact (operational): Impact energy: 0.5J, Hammer velocity:1,5ms-1, Number of impact: 3 per position Vibration, sinusoidal (operational): Frequency range: 10÷150Hz, acceleration amplitude: 0.5g, number of axes:3, Sweep rate: 1 octave min-1, number of sweep cycles per axis:1 Vibration, sinusoidal (endurance): Frequency range: 10÷150Hz, acceleration amplitude: 1g, number of axes: 3, Sweep rate: 1 octave min-1, number of sweep cycles per axis:20 Electromagnetic Compatibility (EMC), immunity tests Mains supply voltage variations Mains supply voltage dips and short interruptions Electrostatic discharge Radiated electromagnetic fields Conducted disturbances induced by electromagnetic fields Fast transient bursts Slow high-energy surges</p> <p>List of test equipment used: - climatic chamber CTS, model C-70/600, No. 077229 - shock system TIRASCHOCK 4110 No. 21286 - vibration system DERRITRON VP400+vibromer DERRITRON SSC No. 9487 - SO<sub>2</sub> chamber WEISS TECHNIK No. 21397 - equipment to the impact test - spring hammer No. 20247</p>	<p>Page 5, 13 Page 5, 14 Page 5, 6, 15 Page 6, 15, 16 Page 6, 7, 16 Page 7, 17 Page 7, 8, 17, 18 Page 8, 18</p>
<p><b>SPECIFICATION OF TEST SPECIMEN</b></p>	<p>There were tested 12 pieces of BSR-8120</p>	<p>Type Test Review No. C08/18/0076/4206/SL-10 Page 1</p>






<p><b>TEST RESULT</b> (SUCH AS PASSED CRITERIA ___/ COMPLIED TO ___/ DURATION ___/OBSERVATION ___/ETC)</p>	<table border="1"> <thead> <tr> <th rowspan="2">Essential characteristics</th> <th colspan="2">Harmonised technical specification</th> </tr> <tr> <th>EN 54-18:2005 EN 54-18:2005/ AC:2007</th> <th>EN 54-17:2005 EN 54-17:2005/ AC:2007</th> </tr> </thead> <tbody> <tr> <td>Response delay (response time)</td> <td>cl. 5.2</td> <td>---</td> </tr> <tr> <td>Performance under fire conditions</td> <td>cl. 5.1.4</td> <td>cl. 5.2</td> </tr> <tr> <td>Operational reliability</td> <td>cl. 5.1.4</td> <td>cl. 4</td> </tr> <tr> <td>Durability of operational reliability: temperature resistance</td> <td>cl. 5.3, 5.4</td> <td>cl. 5.4, 5.5</td> </tr> <tr> <td>Durability of operational reliability: vibration resistance</td> <td>cl. 5.8 to 5.11</td> <td>cl. 5.9 to 5.12</td> </tr> <tr> <td>Durability of operational reliability: humidity resistance</td> <td>cl. 5.5, 5.6</td> <td>cl. 5.6, 5.7</td> </tr> <tr> <td>Durability of operational reliability: corrosion resistance</td> <td>cl. 5.7</td> <td>cl. 5.8</td> </tr> <tr> <td>Durability of operational reliability: electrical stability</td> <td>cl. 5.2, 5.12</td> <td>cl. 5.3, 5.13</td> </tr> </tbody> </table>		Essential characteristics	Harmonised technical specification		EN 54-18:2005 EN 54-18:2005/ AC:2007	EN 54-17:2005 EN 54-17:2005/ AC:2007	Response delay (response time)	cl. 5.2	---	Performance under fire conditions	cl. 5.1.4	cl. 5.2	Operational reliability	cl. 5.1.4	cl. 4	Durability of operational reliability: temperature resistance	cl. 5.3, 5.4	cl. 5.4, 5.5	Durability of operational reliability: vibration resistance	cl. 5.8 to 5.11	cl. 5.9 to 5.12	Durability of operational reliability: humidity resistance	cl. 5.5, 5.6	cl. 5.6, 5.7	Durability of operational reliability: corrosion resistance	cl. 5.7	cl. 5.8	Durability of operational reliability: electrical stability	cl. 5.2, 5.12	cl. 5.3, 5.13	<p>Type Test Review No. C08/18/0076/ 4206/SL-10 Page 2</p>
	Essential characteristics	Harmonised technical specification																														
		EN 54-18:2005 EN 54-18:2005/ AC:2007	EN 54-17:2005 EN 54-17:2005/ AC:2007																													
	Response delay (response time)	cl. 5.2	---																													
	Performance under fire conditions	cl. 5.1.4	cl. 5.2																													
	Operational reliability	cl. 5.1.4	cl. 4																													
	Durability of operational reliability: temperature resistance	cl. 5.3, 5.4	cl. 5.4, 5.5																													
	Durability of operational reliability: vibration resistance	cl. 5.8 to 5.11	cl. 5.9 to 5.12																													
Durability of operational reliability: humidity resistance	cl. 5.5, 5.6	cl. 5.6, 5.7																														
Durability of operational reliability: corrosion resistance	cl. 5.7	cl. 5.8																														
Durability of operational reliability: electrical stability	cl. 5.2, 5.12	cl. 5.3, 5.13																														
<p><b>PRODUCT APPLICATION GUIDELINE (END USE)</b> (CLEARLY STATE THE END USE WITH SPECIFIC APPLICATION, SUCH AS EXACT FIRE RATING/TO BE INSTALLED IN ___/TO BE INSTALLED AT ___/TO BE CONNECTED WITH ___/TO BE INSTALLED WITH ___ ETC ALONG WITH ANY WARNINGS SUCH AS NOT TO BE USED IN ___/NOT TO BE INSTALLED AT ___/ NOT TO BE INSTALLED WITH ___ ETC.</p>	<p>BSR-8120 is designed to be mounted in an electrical panel on a DIN rail.</p> <p>Operation temperature: -20°C ÷ +70°C Relative humidity: Up to 95% Degree of protection: IP20</p> <p>Any particular conditions applicable to the use of the product and technical specifications, possible hardware configurations, environment, electrical characteristics are shown in the Manual BSR-8120.</p>	<p>Manual BSR-8120 Page 1, 2</p>																														




United Arab Emirates  
Ministry of interior  
Civil Defense G.H.Q  
Fire intentional Lab & House  
Of Expertise & Training Center  
Approval Committee



دولة الامارات العربية المتحدة  
وزارة الداخلية  
القيادة العامة للدفاع المدني  
لجنة اعتماد المختبرات العالمية  
وبيوت الخبرة ومعاهد التدريب

Laboratory and Certification body details			
<b>NAME OF CERTIFICATION BODY</b>	EVPU a.s.	<b>NAME OF TEST FACILITY</b>	EVPU a.s.
<b>CERTIFICATION BODY ADDRESS / REGION</b> <small>(STREET / TOWN / CITY / COUNTRY)</small>	Trecianska 19, 01851 Nova Dubnica, Slovak Republic	<b>TEST FACILITY ADDRESS / REGION</b> <small>(STREET / TOWN / CITY / COUNTRY)</small>	Trecianska 19, 01851 Nova Dubnica, Slovak Republic
<b>WEBSITE</b>	<a href="http://www.evpu.sk/sktc">www.evpu.sk/sktc</a>	<b>WEBSITE</b>	<a href="http://www.evpu.sk/sktc">www.evpu.sk/sktc</a>
<b>TEL</b>	+421-42-4403 515	<b>TEL</b>	+421-42-4403 400
<b>EMAIL</b>	<a href="mailto:vrankova@evpu.sk">vrankova@evpu.sk</a>	<b>EMAIL</b>	<a href="mailto:novotny@evpu.sk">novotny@evpu.sk</a>
<b>ACCREDITED BY</b> <small>(NAME OF ACCREDITATION BODY WHICH ISSUED ACCREDITATION TO THE CERTIFICATION BODY, ALONG WITH WEBSITE)</small>	SNAS (Slovak National Accreditation Service) <a href="http://www.snas.sk/index.php?l=en">http://www.snas.sk/index.php?l=en</a>	<b>ACCREDITED BY</b> <small>(NAME OF ACCREDITATION BODY WHICH ISSUED ACCREDITATION TO THE LABORATORY, ALONG WITH WEBSITE)</small>	SNAS (Slovak National Accreditation Service) <a href="http://www.snas.sk/index.php?l=en">http://www.snas.sk/index.php?l=en</a>
<b>AS PER</b> <small>(STANDARD TO WHICH THE CERTIFICATION BODY IS ACCREDITED TO)</small>	ISO/IEC 17065:2012	<b>AS PER</b> <small>(STANDARD TO WHICH YOUR ORGANIZATION IS ACCREDITED TO)</small>	ISO/IEC 17025:2017
<b>VALIDITY</b> <small>(EXPIRY DATE OF CERTIFICATION BODY ACCREDITATION)</small>	07.09.2020	<b>VALIDITY</b> <small>(EXPIRY DATE OF LABORATORY ACCREDITATION)</small>	08.09.2024
<b>REFERENCE NUMBER:</b> <small>(CERTIFICATION BODY ACCREDITATION REFERENCE NUMBER TO VERIFY ON THE ACCREDITOR'S WEBSITE)</small>	101 / P-012	<b>REFERENCE NUMBER:</b> <small>(THE LABORATORY ACCREDITATION REFERENCE NUMBER TO VERIFY ON THE ACCREDITOR'S WEBSITE)</small>	101 / S-042
<b>CERTIFICATION MARK</b>			





<b>(ENDORSEMENT) TO BE SIGNED BY MANUFACTURER</b>			
<b>NAME OF MANUFACTURER'S SIGNATORY</b>	Dimitrios Lakasas	<b>SIGNATURE</b>	
<b>EMAIL / TEL</b>	<a href="mailto:ceo@olympia-electronics.gr">ceo@olympia-electronics.gr</a>	<b>FACTORY OFFICIAL SEAL</b>	
<b>NOTES:</b> I Undertake that all data and information provided are genuine and accurate			

<b>(ENDORSEMENT) TO BE SIGNED BY CERTIFICATION BODY</b>			
<b>NAME OF CERTIFICATION BODY SIGNATORY</b>	Helena Vranková	<b>SIGNATURE</b>	
<b>EMAIL / TEL</b>	+421-42-4403 515 <a href="mailto:vrankova@evpu.sk">vrankova@evpu.sk</a>	<b>CERTIFICATION BODY OFFICIAL SEAL</b>	
<b>NOTES:</b> I Undertake that all data and information provided are genuine and accurate			

**ATTACHMENTS:**

- COPY OF 'CERTIFICATE OF COMPLIANCE' ISSUED BY CERTIFICATION BODY (OLD OR NEW)